



Features:

- Universal AC input/ full range
- Small volume, low weight, high efficiency
- Protections : short circuit/over load/over voltage
- Cooling by free air convection
- Can be installed on DIN rail : TS-35/7.5 or TS-35/15
- 100% full load burn-in test
- 2 Years warranty

SPECIFICATION

Dimension: 78 × 93 × 56mm



| Model | | TLDR-12-24 | TLDR-24-30 |
|---------------------------|------------------------|---|--------------|
| Output | DC voltage | 12V | 24V |
| | Voltage tolerance | ± 1% | ± 1% |
| | Rated current | 2A | 1.25A |
| | Current range | 0 ~ 2A | 0 ~ 1.25A |
| | Rated power | 24W | 30W |
| | Ripple&noise | 100mVp-p | 150mVp-p |
| | DC voltage ADJ. range | ± 10% | ± 10% |
| Setup, rise, hold up time | | 800ms,60ms,22ms/230VAC. | |
| Input | Voltage range | 90 ~ 264VAC 47 ~ 63Hz, 127 ~ 373VDC | |
| | AC current | 0.88A/110VAC 0.48A/220VAC | |
| | Efficiency | 81% | 83% |
| | Inrush current | Cold start 15A/110VAC 30A/220VAC | |
| | leakage current | < 1mA/240VAC | |
| Protection | Overload | Rated output power105%~150%Start overload protection Protection type : hiccup mode, auto-recovery after fault condition is removed | |
| | Over voltage | 15.8 ~ 17.8V | 30.8 ~ 33.8V |
| Environment | Working temp, humidity | -20°C ~ +50°C;20% ~ 90%RH(Please refer to “derating curve”) | |
| | Storage temp, humidity | -40°C~+85°C;10%~95%RH Non-condensing | |
| Safety | Withstand vibration | 10 ~ 500Hz, 5G 10min./1Cycle, Period for 60min, Each axes | |
| | Withstand voltage | I/P-O/P: 1.5KVAC | |
| | Isolation resistance | I/P-O/P: 100M Ohms/500VDC | |
| Fit standard | Safety standard | Compliance to UL 62368-1,TUV 62368-1,EN 62368-1 | |
| | EMC Standard | Compliance to EN 55032, CLASSA | |
| Others | Dimension | 78*93*56mm (W*H*D) | |
| | Packing | 0.27kg/30pcs/9.5kg | |

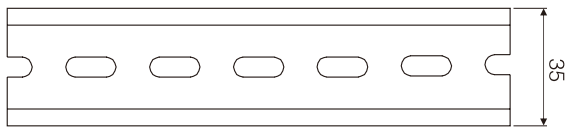
- Note: 1. All parameters NOT specially mentioned are measured at 230VAC input, rated load and 25°C of ambient temperature.
 2. Ripple & noise are measured at 20MHz of bandwidth by using a 12" twisted pair-wire terminated with a 0.1uf & 47uf parallel capacitor.
 3. Tolerance : includes set up tolerance, line regulation and load regulation.

Mechanical specification

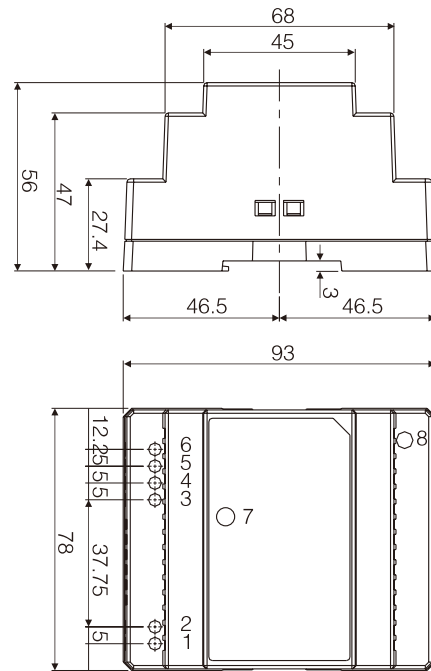
Unit:mm

Terminal Pin No.Assignment

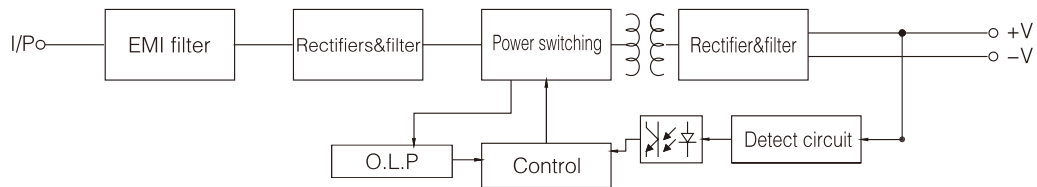
| Pin NO. | Assignment | Pin NO. | Assignment |
|---------|------------|---------|------------|
| 1 | AC/L | 5,6 | +V |
| 2 | AC/N | 7 | LED |
| 3,4 | -V | 8 | +V ADJ. |



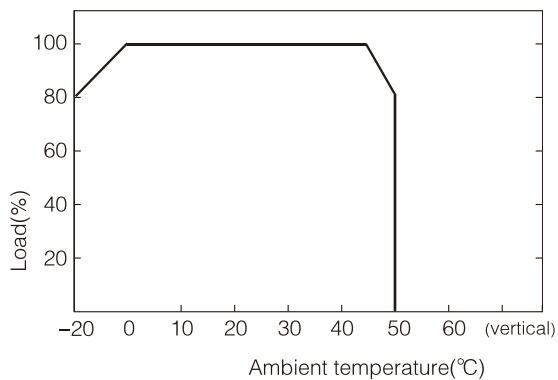
Install DIN rail:TS35/7.5 or TS35/15



Block diagram



Derating curve



Static characteristic(24V)

